


#Theory-wise



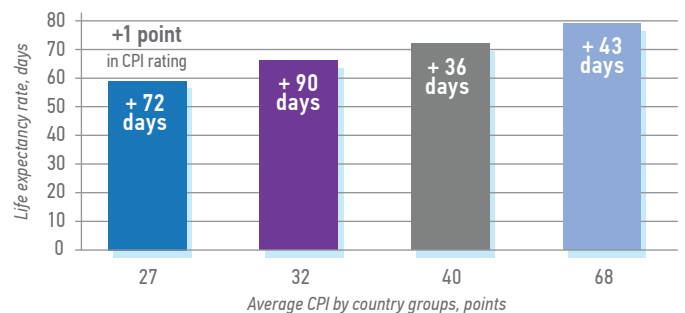
Top-3 theoreticians: Vito Tanzi, Hamid R. Davoodi, Prasada Rao

#Statistics-wise

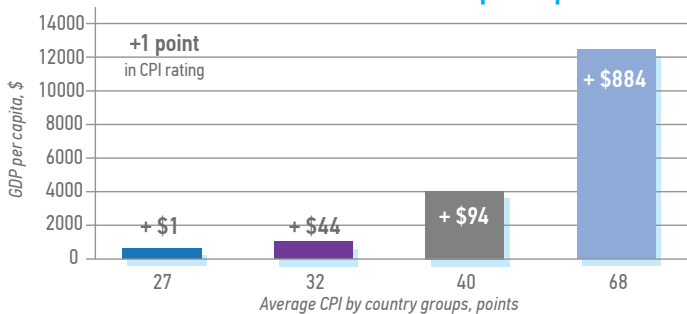
Increase in Corruption Perceptions Index (CPI) means **lower** lower level of corruption in a country. 0 points of CPI means strong corruption, 100 points – no corruption.



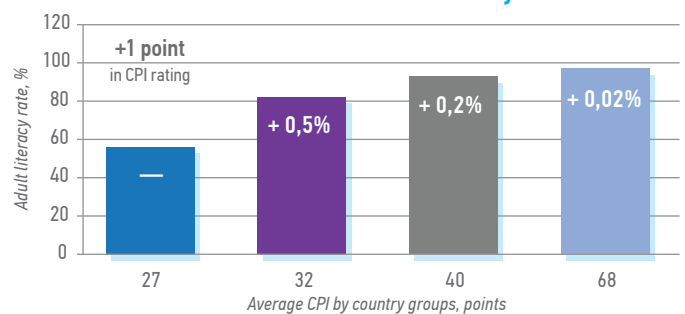
CPI correlation with life expectancy



CPI correlation with GDP per capita



CPI correlation with literacy rate



#Ukraine-wise

How far should Ukraine advance in the Corruption perceptions Index rating to hit the sustainable development targets of the “Ukraine — 2020” Strategy?

Ukraine — 2015			
CPI	GDP per capita	Life expectancy at birth	Adult literacy rate
27 points	\$2,824	71 years	99,7%

“Ukraine — 2020” Plan	
\$16,000 GDP per capita	+18 points
Top 50 in Corruption Perceptions Index	+ 24 points
Life expectancy at birth – 74 years	+12 points

“ For the “Ukraine – 2020” Strategy to be implemented, Ukraine needs to increase its Corruption Perceptions Index by at least 24 points. ”